

Advertising material for professional investors only, investing for their own account – according to MiFID definition
Any investment decision in the sub-funds should be made on the basis of the current prospectus and the Key Investor Information Document (KIID).

ESG Report

Nordea 1 – European Corporate Stars Bond Fund
First quarter 2022



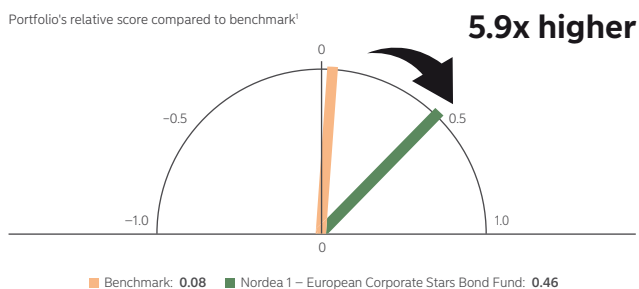
Nordea 1 – European Corporate Stars Bond Fund

This report highlights how portfolio companies - through their products and services - have positive and negative impact on 15 objectives closely aligned with the UN Sustainable Development Goals. While engagement is always a preferred approach, we have made a corporate-level decision to exclude certain stocks, sectors, and practices across our entire active funds range. We don't invest in companies involved in production of illegal or nuclear weapons, cluster munitions, anti-personnel mines, nor maintenance of nuclear weapons. We also exclude companies deriving more than 30% of their revenues from coal (incl. metallurgical coal), more than 10% from thermal coal, or more than 10% from oil sand. Our detailed [RI policy](#) and our [corporate exclusion list](#) are publicly available at [nordea.com](#). Furthermore, companies deriving more than 5% of their revenues from fossil fuels must demonstrate a transition strategy aligned with a 2°C target to be part of our Paris-Aligned Fossil Fuel List or will be excluded. Further information on our fossil fuel policy is available [here](#).

Total sustainability score (vs benchmark)

The chart below shows the contribution of the portfolio holdings products and services to both environment and social considerations compared to companies held in the benchmark.

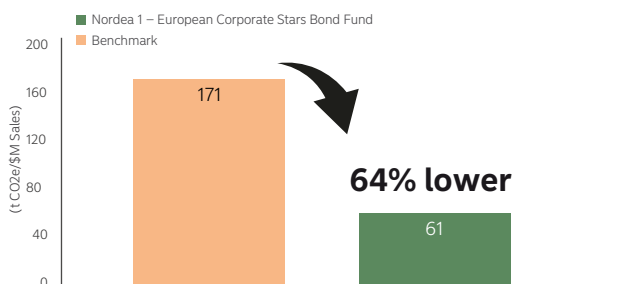
The contribution of the portfolio to the 15 objectives (social and environmental) is 5.9x higher than the benchmark.



¹ The relative score is calculated as follows: $(1 + \text{Portfolio net score}) / (1 + \text{Benchmark net score})$ as the benchmark score is close to nil. Comparison with other financial products or benchmarks is only meant for indicative purposes.

Carbon intensity

The fund has a carbon footprint 64% lower than the benchmark.



Comparison with other financial products or benchmarks is only meant for indicative purposes.

Top contributors

1. Takeda Pharmaceutical Co. Ltd. (JP, Pharmaceuticals & Biotech). The company mainly contributes to the social objective 'Ensuring Health' as its products address some of the most important global health challenges. Moreover, the company is in the process of expanding its access to medicine strategy for underserved regions.

3. Abbvie (US, Pharmaceuticals & Biotech). The company mainly contributes to the social objective 'Ensuring Health' as it provides over-the-counter pharmaceuticals and prescription pharmaceuticals.

3. Lundbeck Foundation (DK, Pharmaceuticals & Biotech). The company mainly contributes to the social objective 'Ensuring Health' as it provides products and services that contribute to the treatment of mental health issues.

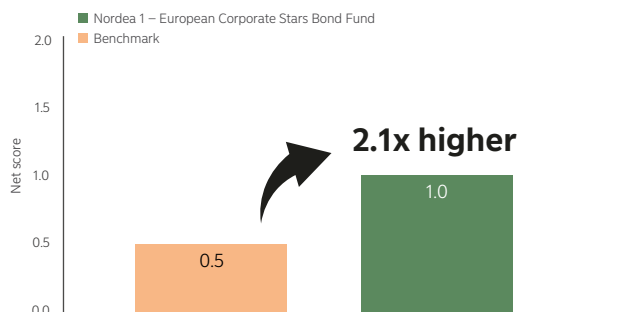
Notes

Benchmark (for illustrative purposes only)	ICE BofAML Euro Corporate Index
Portfolio coverage	83%
Benchmark coverage	93%
Portfolio holdings	213

Source: Data sourced from ISS Ethix. For sovereigns (countries) turnovers is replaced by GDP. Please note that only scope 1&2 are taken into consideration, excluding scope 3. The carbon intensity of our fund might therefore appear higher than the benchmark. Scope 1 refers to direct GHG emissions and Scope 2 refers to indirect GHG emissions from the consumption of purchased electricity and Scope 3 refers to other indirect emissions that occur from sources not owned or controlled by the company.

Exposure to the 7 social objectives²

The contribution of the portfolio to the 7 social objectives is 2.1x higher than the benchmark.



Comparison with other financial products or benchmarks is only meant for indicative purposes.

Top 3 social objectives

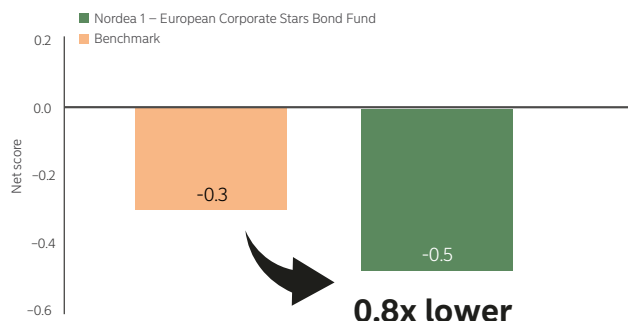
1. Ensuring health
2. Providing basic services
3. Delivering education

Main SDGs exposure



Exposure to the 8 environmental objectives²

The contribution of the portfolio to the 8 environmental objectives is 0.8x lower than the benchmark.



Comparison with other financial products or benchmarks is only meant for indicative purposes.

Top 3 environmental objectives

1. Conserving water
2. Optimising material use
3. Promoting sustainable buildings

Main SDGs exposure



Portfolio Company highlight: Molnlycke Holding AB

Mölnlycke Holding is addressing health issues with their product offering in wound management, preventing pressure ulcers and surgical solutions, including single-use surgical instruments, staff clothing, antiseptics and surgical gloves. The company donates products to an NGO in order to increase access to healthcare in underserved regions despite not seemingly having a comprehensive strategy with regard to access to healthcare.

² Please note that the total sustainability score is the sum of the social and environmental scores and may slightly differ due to rounding differences. Should the benchmark score be negative the multiplier is calculated as follow: (Portfolio score + 1)/(Benchmark score + 1). Further information on SDGs is available at www.un.org/development/desa/en/news/sustainable/sustainable-development-goals.html. Sources: Nordea Investment Funds S.A., ISS-ESG, United Nations Sustainable Development Goals.

Engagement is key for active ownership

The aim of this section is to describe some of the activities that the Responsible Investment (RI) team has done over the last quarter for this specific fund. This tool, therefore, is not meant to be fully comprehensive, but to allow investors to follow-up on the fund's relevant ESG-related issues (Environmental, Social and Governance) and the main activities that the RI team has been involved in.

Being part of Nordea's responsible investment policy, the fund excludes companies involved in the production of nuclear weapons and cluster munitions as well as companies with large exposure to coal mining (>30% revenues). However, excluding a company from our portfolios is always a last resort: the **STARS concept aims for positive selection** with the objective to influence companies to improve their ESG profiles. **Engagement therefore takes a new dimension with the STARS.** It does not only consist of the traditional forms of engagement, like the exercise of voting rights or entering into a dialogue to encourage companies to improve their management systems, their ESG performance or their reporting. When assessing a company's ESG risk profile we also focus on specific themes utilising UN Sustainable Development Goals. Thus, we distinguish two types of engagement:

- **Risk Engagement:** if a company is not managing its material ESG risks well, the RI team engages with the company on the issue. The ESG risks can be company specific or stem from the country in which the company operates or its industry. Violations of international norms and conventions are also addressed under Risk Engagement.
- **SDG Engagement:** conducted with a specific focus on companies' exposure to certain themes, which might represent a significant material risk for the company. **Nordea believes that companies that align their strategies with the UN Sustainable Development Goals (SDGs) will be successful** in the long-term, because they are adjusting to global society's future needs.

Engagement cases

Renault SA

Nordea ESG scoring ³	Proxy Voting ⁴	SDG Engagement	Engagement topic
B+	–	16 Peace, justice and strong institutions	Understand their engagement in Russia including their link to the Russian arms manufacturer Rostec

Overview

Renault SA is a France-based company that designs, manufactures and sells passenger cars and light commercial vehicles and related services. Its brand portfolio consists of Renault, Dacia (both operating globally), Alpine (active in Europe, Japan and Australia), Renault Samsung Motors (operates only in South Korea) and Lada (operates only in Russia). Further Renault is part owner of AVTOVAZ, that consists of the Russian automotive group AVTOVAZ and its parent company Rostec Auto, which is also engaged in arms manufacturing in Russia.

Background

The purpose is to understand the company's operation and engagement in Russia and how the company view this in the light of the Russian invasion in Ukraine, including co-ownership of AVTOVAZ with Rostec.

The Engagement

The company has given written information that Nordea has followed up in a meeting in the end of march and in the start of April 2022.

Outcome

The company has shut the Renault brand facility in Russia temporarily and is exiting the AVTOVAZ joint venture as soon as can be done with respect to employees and shareholder value. The plants operated with AVTOVAZ has been temporarily shut down by sending the employees on vacation in April.

The AVTOVAZ plant only produce consumer cars so there is very low risk that the plant can be used for the Russian war-effort.

As to the situation in Ukraine then Renault only have dealerships. The Kiv dealerships has been temporarily closed and the employees given leave with pay and advance bonus paid out.

With this it is the assessment of Nordea that the STARS funds can continue to invest in Renault.

3) Current scoring, based on Nordea proprietary ESG model. 4) Proxy voting refers to the last 12 month-period. Generally, we vote in annual reports and most of the Annual General Meetings (AGM) which occurs once a year. If there is no vote, it is generally because the fund was not invested at the time when the AGM happened.
Please find out more on nordea.com/sustainability or access directly the [voting portal](#).

Description of ISS-ESG methodology

This report highlights how portfolio companies - through their products and services - have positive and negative impact on a total of 15 sustainability objectives covering both Social and Environmental aspects. These objectives have been developed by ISS-ESG and closely aligned with the United Nations Sustainable Development Goals. The objectives include 7 Social and 8 Environmental objectives with scores ranging from -10 to +10. The results are then compared with the benchmark.

Please note that this report does not comment on the Governance aspect as we already report on such considerations in separate reports.

As the UN SDGs primarily target states and the public sector, not all of the goals are relevant for companies. For this reason, ISS-ESG defined a total of 15 sustainability objectives which are closely aligned with the SDGs. They are used to assess companies' product portfolios in terms of their contribution towards sustainable development based on their revenue weight. For each individual objective, a qualitative analysis is conducted to determine whether a product or service category contributes to or refrain from attaining the objective. As a result, the positive and negative effects of different product groups may partly cancel each other out within a given objective.

Further information on the company and the methodology is available at: www.issgovernance.com/esg/impact-un-sdg/

List of the 15 overarching sustainable objectives

7 social objectives

- Alleviating poverty
- Combating hunger and malnutrition
- Ensuring health
- Delivering education
- Attaining gender equality
- Providing basic services
- Safeguarding peace

8 environmental objectives

- Achieving sustainable agriculture & forestry
- Conserving water
- Contributing to sustainable energy use
- Promoting sustainable buildings
- Optimising material use
- Mitigating climate change
- Preserving marine ecosystems
- Preserving terrestrial ecosystems

Please note that each portfolio and benchmark are assigned a score ranging from -10 to +10 based on the above 15 sustainable objectives. For the approach to be meaningful and sound we have assumed that the minimum coverage at the fund level should at least be 60%. This means that for a fund score to be meaningful at least 60% of its holdings need to have a score.


















Complete list of SDGs:



Source: www.un.org/development/desa/en/news/sustainable/sustainable-development-goals.html

UN Sustainable Development Goals

Corresponding ISS-ESG Sustainability Objectives

	No poverty	<ul style="list-style-type: none"> - Alleviating poverty - Providing basic services (access aspect)
	Zero hunger	<ul style="list-style-type: none"> - Combating hunger and malnutrition - Achieving sustainable agriculture and forestry
	Good health and well-being	<ul style="list-style-type: none"> - Ensuring health - Providing basic services (access aspect)
	Quality education	<ul style="list-style-type: none"> - Delivering education - Providing basic services (access aspect)
	Gender equality	<ul style="list-style-type: none"> - Attaining gender equality
	Clean water and sanitation	<ul style="list-style-type: none"> - Conserving water (quality and quantity aspect) - Ensuring health (sanitary aspect) - Providing basic services (access aspect)
	Affordable and clean energy	<ul style="list-style-type: none"> - Contributing to sustainable energy use (clean aspect) - Providing basic services (access aspect)
	Decent work and economic growth	—
	Industry, innovation and infrastructure	—
	Reduced inequalities	<ul style="list-style-type: none"> - Attaining gender equality - Providing basic services
	Sustainable cities and communities	<ul style="list-style-type: none"> - Promoting sustainable buildings - Providing basic services (access aspect regarding housing, transportation)
	Responsible consumption and production	<ul style="list-style-type: none"> - Optimising material use
	Climate action	<ul style="list-style-type: none"> - Mitigating climate change - Contributing to sustainable energy use
	Life below water	<ul style="list-style-type: none"> - Preserving marine ecosystems
	Life on land	<ul style="list-style-type: none"> - Preserving terrestrial ecosystems - Achieving sustainable agriculture and forestry
	Peace, justice and strong institutions	<ul style="list-style-type: none"> - Safeguarding peace
	Partnerships for the goals	—

The sub-funds mentioned are part of Nordea 1, SICAV, an open-ended Luxembourg-based investment company (Société d'Investissement à Capital Variable), validly formed and existing in accordance with the laws of Luxembourg and with European Council Directive 2009/65/EC of 13 July 2009. **This document is advertising material and does not disclose all relevant information concerning the presented sub-funds.** Any investment decision in the sub-funds should be made on the basis of the current prospectus and the Key Investor Information Document (KIID), which are available, along with the current annual and semi-annual reports, electronically in English and in the local language of the market where the mentioned SICAV is authorised for distribution, without charge upon request from Nordea Investment Funds S.A., 562, rue de Neudorf, P.O. Box 782, L-2017 Luxembourg, from the local representatives or information agents, or from our distributors as well as on www.nordea.lu. Investments in derivative and foreign exchange transactions may be subject to significant fluctuations which may affect the value of an investment. **Investments in Emerging Markets involve a higher element of risk. The value of shares can greatly fluctuate as a result of the sub-fund's investment policy and cannot be ensured. Investments in equity and debt instruments issued by banks could bear the risk of being subject to the bail-in mechanism (meaning that equity and debt instruments could be written down in order to ensure that most unsecured creditors of an institution bear appropriate losses) as foreseen in EU Directive 2014/59/EU. For further details of investment risks associated with these sub-funds, please refer to the relevant Key Investor Information Document (KIID), available as described above.** The investment promoted concerns the acquisition of units or shares in a sub-fund, not in any given underlying asset such as shares of a company, as these are only the underlying assets owned by the fund. Nordea Investment Funds S.A. has decided to bear the cost for research, i.e. such cost is covered by existing fee arrangements (Management-/Administration-Fee). Nordea Investment Funds S.A. only publishes product-related information and does not make any investment recommendations. A summary of investor rights is available in English through the following link: https://www.nordea.lu/documents/engagement-policy/EP_eng_INT.pdf/. Nordea Investment Funds S.A. may decide to terminate the arrangements made for the marketing of its sub-funds in any respective EU-country of distribution in accordance with Article 93a of Directive 2009/65/EC. Published by Nordea Investment Funds S.A., 562, rue de Neudorf, P.O. Box 782, L-2017 Luxembourg, which is authorized by the Commission de Surveillance du Secteur Financier in Luxembourg. Further information can be obtained from your financial advisor. He/she can advise you independently of Nordea Investment Funds S.A. **Please note that all sub funds and share classes might not be available in your country of jurisdiction. Additional information for investors in Switzerland:** The Swiss Representative and Paying Agent is BNP Paribas Securities Services, Paris, Succursale de Zurich, Selnaustrasse 16, 8002 Zurich, Switzerland. **Additional information for investors in Belgium:** The Information Agent in Germany is Société Générale S.A. Frankfurt Branch, Neue Mainzer Straße 46-50, 60311 Frankfurt am Main, Germany. A hard copy of the above-mentioned fund documentation is also available here. **Additional information for investors in Austria:** The Facility Agent in Austria is Erste Bank der österreichischen Sparkassen AG, Am Belvedere 1, 1100 Vienna, Austria. **Additional information for investors in the Netherlands:** Nordea 1, SICAV is a Luxembourg Undertaking for Collective Investment in Transferable Securities (UCITS) registered in the Netherlands in the register kept by the AFM, and as such is allowed to offer its shares in the Netherlands. The AFM register can be consulted via www.afm.nl/register. **Additional information for investors in France:** With the authorisation of the AMF the shares of the sub-funds of Nordea 1, SICAV may be distributed in France. Centralising Correspondent in France is CACEIS Bank, located at 1-3, place Valhubert, 75206 Paris cedex 13, France. **Investors are advised to conduct thorough research before making any investment decision. Additional information for investors in Belgium:** The Financial Service Agent in Belgium is BNP Paribas Securities Services S.C.A., Brussels Branch, Rue de Loos, 25, 1000-Brussels, Belgium. A hard copy of the above-mentioned fund documentation is available upon demand free of charge. **Additional information for investors in Spain:** Nordea 1, SICAV is duly registered in the CNMV official registry of foreign collective investment institutions (entry no. 340) as authorised to be marketed to the public in Spain. The Depository of the SICAV's assets is, J.P. Morgan Bank Luxembourg S.A. In Spain, any investment must be made through the authorised distributors and on the basis of the information contained in the mandatory documentation that must be received from the SICAV's authorised distributor prior to any subscription. The Representative Agent is Allfunds Bank S.A.U., C/ de los Padres Dominicos, 7, 28050 Madrid, Spain. A complete list of the authorised distributors is available in the CNMV's webpage (www.cnmv.es). **Additional information for investors in Portugal:** The Management Company of the SICAV, Nordea Investment Funds S.A., and the Depository of the SICAV's assets, J.P. Morgan Bank Luxembourg S.A., are validly formed and existing in accordance with the laws of Luxembourg and authorized by the Commission de Surveillance du Secteur Financier in Luxembourg. The Paying Agent in Portugal is BEST – Banco Electrónico de Serviço Total, S.A., duly incorporated under the laws of Portugal and registered with the CMVM as a financial intermediary. **Additional information for investors in Italy:** Fund documentation as listed above is also available in Italy from the distributors and on the website www.nordea.it. The updated list of distribution agents in Italy, grouped by homogenous category, is available from the distributors themselves or from the Paying Agents: State Street Bank International GmbH – Succursale Italia, Allfunds Bank S.A.U. – Succursale di Milano, Société Générale Securities Services S.p.A., Banca Sella Holding S.p.A., Banca Monte dei Paschi di Siena S.p.A., CACEIS Bank S.A., Italian Branch and on the website www.nordea.it. Any requests for additional information should be sent to the distributors. **Before investing, please read the prospectus and the KIID carefully.** We recommend that you read the most recent annual financial statement in order to be better informed about the fund's investment policy. **The prospectus and KIID for the sub-funds have been published with Consob.** For the risk profile of the mentioned sub-funds, please refer to the fund prospectus. **Additional information for investors in the United Kingdom:** The Facilities Agent is FE Fundinfo (UK) Limited., 3rd Floor, Hollywood House, Church Street East, Woking GU21 6HJ, United Kingdom. **Additional information for investors in Ireland:** The Facilities Agent is Maples Fund Services (Ireland) Limited, 32 Molesworth Street, D02 Y512 Dublin 2, Ireland. **Additional information for investors in Sweden:** The Paying Agent is Nordea Bank Abp, Swedish Branch, Smålandsgatan 17, 105 71 Stockholm, Sweden. **Additional information for investors in Denmark:** The Representative Agent is Nordea Danmark, Filial af Nordea Bank Abp, Finland, Grønordsvej 10, Postbox 850 0900 CopenhagenC, Denmark. A hard copy of the above-mentioned fund documentation is available here. **Additional information for investors in Norway:** The Nordea 1, SICAV is registered in Norway. **Additional information for investors in Finland:** The Nordea 1, SICAV is registered in Finland. **Additional information for investors in Latvia:** The Representative Agent is Luminor Bank AS, 62 Skanstes iela 12, 1013 Riga, Latvia. **Additional information for investors in Estonia:** The Representative Agent in Estonia is Luminor Bank AS, Liivalaia 45, 10145 Tallinn, Estonia. **Additional information for investors in Lithuania:** The Representative Agent in Lithuania is Luminor Bank AB, Konstitucijos pr. 21 A, 03601 Vilnius, Lithuania. Shareholders must evaluate possible investment risks and take this into consideration when making investment decisions. **Additional information for investors in Brazil:** This is a strictly privileged and confidential document for the purposes of a potential investment in foreign securities on a one-on-one basis with potential investors with a pre-existing relationship with Nordea Investment Funds S.A. This document contains information addressed only to a specific individual and is not intended for distribution to, or use by, any other person. This document (i) is provided for informational purposes only, (ii) should not be construed in any manner as any solicitation or offer to buy or sell any securities or any related financial instruments, (iii) should not be construed in any manner as a public offer of any securities or any related financial instruments, and (iv) and will be addressed to a potential investor with restrict access of information. Neither Nordea Investment Funds S.A. nor Nordea 1, SICAV have been, and will not be, registered with the Brazilian Securities Commission (Comissão de Valores Mobiliários - CVM). Nordea 1, SICAV must not be offered or sold in Brazil except in circumstances which do not constitute a public offering or distribution under Brazilian laws and regulations. Any public offering, placement or distribution, as defined under Brazilian laws and regulations, of securities in Brazil, is not legal without prior registration under Law No. 6,385 of December 7, 1976, as amended. Documents relating to the offering of the Nordea 1, SICAV, as well as information contained therein, must not be supplied to the general public in Brazil (as the offering of the Nordea 1, SICAV is not a public offering of securities in Brazil) or used in connection with any offer for subscription or sale of the Nordea 1, SICAV to the general public in Brazil. Investors within Brazil should consult with their own counsel as to the applicability of these laws and regulations or any exemption there from. Source (unless otherwise stated): Nordea Investment Funds S.A. Unless otherwise stated, all views expressed are those of Nordea Investment Funds S.A. This document may not be reproduced or circulated without prior permission and must not be passed to private investors. This document contains information only intended for professional investors and financial advisers and is not intended for general publication. **Reference to companies or other investments mentioned within this document should not be construed as a recommendation to the investor to buy or sell the same but is included for the purpose of illustration.** The level of tax benefits and liabilities will depend on individual circumstances and may be subject to change in the future.

